

Project :	Date :
Cat. No. :	Type :
Notes :	Volts :

### Applications:

Ideal for areas where intelligent and RGB LED solutions are required.

- For decor, ambiance and public safety.
- Architectural accentuation with warm and cool white or ambiance creation with RGB versions.
- Motion and twilight detection for patios, pool decks, corridors and bathrooms.
- Battery back-up for emergency path of egress.
- Remote control operation available.

Suitable for indoor and outdoor architectural, hospitality, commercial and residential applications.

Look for other LEDIX IP56 rated products for outdoor applications.

### Housing:

Stainless steel housing polished or painted aluminium precision fit parts and assembly. Saddle mount PIR motion sensor available and semi recessed battery backup module.

### Source:

- 0.56W Cool white LED source
- 0.42W Warm white LED source
- 0.28W In single color source
  - RED = 630nm
  - Green = 520nm
  - Blue = 459nm
- 0.84W For RGB

### Finish:

Available in:

- Polished stainless steel finish
- Silver aluminium powder coated
- Graphite powder coated aluminium
- Old gold powder coated aluminium
- White
- Black

### Options:

Choose one of the following:

1. Standard (IP56)
2. Built-in PIR motion sensor (IP20)
3. Built-in battery backup (IP20)

### Mounting:

Standard Navi series can be surface mount (1) only and only 11 can be also surface or semi-recessed (2) and 11 with options such as motion sensor, battery backup, are chosen are recessed.

### Certification :


Conforms to ANSI/UL standard UL-2108  
Certified to CAN/CSA standard 22.2-9.0

### Power supply requirements:

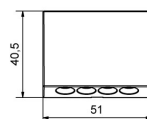
Requires a 12VDC output power supply and can also operate with a 14VDC source for automotive or RV applications.

Leads, connectors and power supply are supplied separately.

\* RGB external controller needed sold separately.



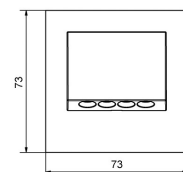
10 Standard



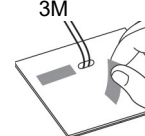
3M only



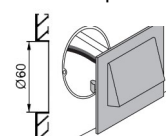
11 Standard



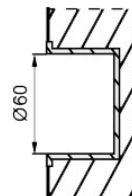
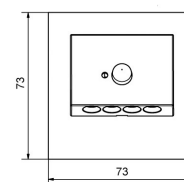
1. surface with 3M



2. with clip



11 PIR motion sensor



### Ordering Matrix / Specification

Model	Type	Installation	Voltage	Function(s)	Finish color	Color
NTWL			1 (12volts)			
	10= Navi 11= Navi (with square plate)	1- Surface 2- Semi-recessed		1- Standard 2- Built-in PIR motion sensor 3- Built-in battery backup	1- Aluminium 2- Stainless steel 3- Graphite 4- Old gold 5- White 6- Black	1- White 2- Warm white 3- Red 4- Green 5- Blue 6- RGB

\* For led controller ask factory



### Natech Industrie

3154 boulevard Industriel, Laval, QC, H7L 4P7 T: (450) 629-1169, F: (450) 629-1168, [www.natechlighting.com](http://www.natechlighting.com), [info@natechlighting.com](mailto:info@natechlighting.com)

This specification is valid as of 2019-08 and is subject to change without notice. Please confirm with the manufacturer before placing an order.  
Copyright 2014 Natech Industrie. All rights reserved.