

Project :	Date :
Cat. No :	Type :
Notes :	Volts :

**Description:**

The **NTALB-01SS** LED bar design provides a unique linear lighting solution combining style, performance and durability while reducing construction and operating costs through installation time, energy savings and a maintenance free application. Ideal for surface or recessed installations.

**Housing:**

The **NTALB-01SS** is a high precision extruded anodized aluminum bar that can accept a low-power LED source

**Lens:**

Precision fit extruded acrylic for indoor use only available in:

- FR** Frosted
- OP** Opal (white)

**Mounting:**

Mounts within a recessed section or on a surface with:

- FC** Fixed clips (set of 2)

**Application/Installation:**

The **NTALB-01SS** LED bar can be installed, for up, or down applications. This bar can be installed on surfaces, under cabinets or recessed within cabinets.

Consult factory for damp application or splash area using our silicone jacketed IP67 sources. (**WP**)

**Voltage:**

- 12 VDC
- 24 VDC

**Electrical and Electronics:**

High quality diodes tested (LM80) and certified life cycle for 60,000 hours (L80).

All certified electrical and electronic components have been re-tested over the years for compatibility within products and for specific applications. All products exceed current standards.

Power supply not included, consult factory. Consult the LED specification sheet for the appropriate optional dimmers and controls combination for your project.

**Homologation:**


Conforms to ANSI/UL standard UL-2108  
Certified to CAN/CSA standard 22.2-9.0



**NTALB-01SS - FR**




**NTALB-01SS - OP**



**NTALB-01SS - End Caps**



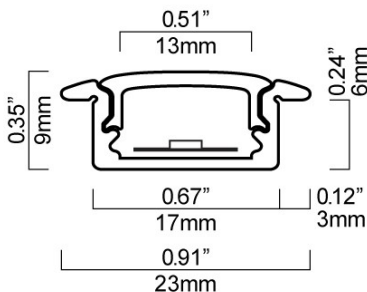
**FC**



**MG**

**Ordering Matrix / Specification**

Model	Bar	Length	Lens	Mountings	LED**	Color	Volts
<b>NTALB</b>	<b>01SS</b>	1000 mm 2000 mm XX mm*	<b>FR</b> Frosted <b>OP</b> Opal	<b>FC</b> Fixed Clips	<b>UT30</b> <b>UT30 WP</b> <b>UTS30</b> <b>UTS60</b>	<b>VWW</b> (2400K) <b>WW</b> (2700, 3000, 3500K) <b>NW</b> (4100K) <b>WH</b> (5000K) <b>R</b> (Red)*** <b>B</b> (Blue)*** <b>G</b> (Green)*** <b>A</b> (Amber)***	<b>12VDC</b> <b>24VDC</b>
		* Consult factory for special lengths.			<b>RGB 150</b> <b>RGB 150 WP</b>	** Consult the LED linear source and driver data sheets for available wattages and characteristics. *** Consult Factory	



**Natech Industrie**

3154 boulevard Industriel, Laval, QC, H7L 4P7 T: (450) 629-1169, F: (450) 629-1168, [www.natechlighting.com](http://www.natechlighting.com), [info@natechlighting.com](mailto:info@natechlighting.com)

This specification is valid as of 2019-01 and is subject to change without notice. Please confirm with the manufacturer before placing an order.  
Copyright 2014 Natech Industrie. All rights reserved.