

Projet :	Date :
No Cat. :	Type :
Notes :	Volts :

**Description:**

The **NTALB-50** LED bar design provides a unique linear lighting solution combining style, performance and durability in a medium width strip, while reducing constructions and operating costs through installation time, energy savings and maintenance free application.

**Housing:**

The **NTALB-50** is a high precision extruded anodized aluminum that can accept a LED linear source from normal to high power. Each assembled Led Bar included two (2) aluminum end caps screwed.

**Lens:**

Precision fit extruded acrylic snap-in lens available in:

**FR** Frost

**Mounting:**

Mounts directly on surface

**FC** Fixed clips (set of 2)

**CS** Suspension cables (set of 2)

**Application/Installation:**

The **NTALB-50** LED bar can be installed for up and down light diffusion directly on ceiling with 2 clips or suspended with 2 suspension cables. Consult factory for damp application or splash area using our silicone jacketed IP67 sources. **(WP)**

**Voltage:**

12 VDC

24 VDC

**Electrical and Electronics:**

High quality diodes tested (LM80) and certified life cycle for 60,000 hours (L80).

All certified electrical and electronic components have been re-tested over the years for compatibility within products and for specific applications. All products exceed current standards.

Power supply not included, consult factory. Consult the LED specification sheet for the appropriate optional dimmers and controls combination for your project.

**Homologation:**

**MODEL NTALB**


Conforms to ANSI/UL standard UL-2108

Certified to CAN/CSA standard 22.2-9.0


**MODEL NTALBH**

Conforms to ANSI/UL standard UL-1598

Certified to CAN/CSA standard 22.2-250.0



50-T




50-L



50-X



Endcaps



Clips O



Clips E



CS Suspension cables



**Ordering Matrix / Specification**

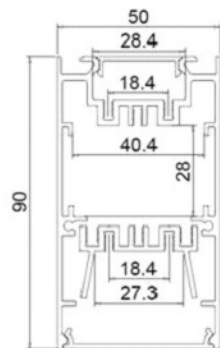
Model	Bar	Length	Lens	Mounting	LED**	Color	Volts
<b>NTALB*</b>	<b>50</b>						
<b>NTALBH**</b>		1000 mm 2000 mm XX mm*	<b>FR</b> Frost	<b>FC</b> Fixed Clips <b>CS</b> Suspension Cable *	UT30 UT30 WP UT60 UT60 WP UT120 UT120 WP UT120 RGB+WH  HP30 HP30WP HP120 HP120WP  UT39K CCT (White)  RGB 150 RGB 150 WP  RGB 300 RGB 300 WP	VWW (2400K) WW (2700,3000,3500K) NW (4100K) WH (5000K) R (Red)*** B (Blue)*** G (Green)*** A (Amber)***  VWW (2400K) WW (3000K) NW (4100K) WH (5000K) R (Red)*** B (Blue)*** G (Green)*** A (Amber)***  (2700-6500K)****	12VDC 24VDC

\* External power supply  
\*\* Internal power supply

\* Consult factory for special lengths.

\* 2 meters standard  
Consult factory for special length

\* Consult factory for special K  
\*\* Consult the LED linear source and driver data sheets for available wattages and characteristics  
\*\*\* Consult factory  
\*\*\*\*Color correction



**Natech Industrie**

3154 boulevard Industriel, Laval, QC, H7L 4P7 T: (450) 629-1169, F: (450) 629-1168, www.natechlighting.com, info@natechlighting.com

This specification is valid as of 2019-01 and is subject to change without notice. Please confirm with the manufacturer before placing an order. Copyright 2014 Natech Industrie. All rights reserved.