

Project :	Date :
Cat. No. :	Type :
Notes :	Volts :

Applications:

Ideal for areas where intelligent and RGB LED solutions are required.

- For decor, ambiance and public safety.
- Architectural accentuation with warm and cool white or ambiance creation with RGB versions.
- Motion and twilight detection for patios, pool decks, corridors and bathrooms.
- Battery back-up for emergency path of egress.
- Remote control operation available.

Suitable for indoor and outdoor architectural, hospitality, commercial and residential applications.

Look for other LEDIX IP56 rated products for outdoor applications.

Housing:

Stainless steel housing polished or painted aluminium precision fit parts and assembly. Saddle mount PIR motion sensor available and semi recessed battery backup module.

Source:

- 0.56W Cool white 5900K 38 lumens
- 0.42W Warm white 3100K 25 lumens
- 0.28W In single color source
 - RED = 630nm
 - Green = 520nm
 - Blue = 459nm
- 0.84W For RGB

Finish:

Available in:

- Polished stainless steel finish
- Silver aluminium powder coated
- Graphite powder coated aluminium
- Old gold powder coated aluminium
- White
- Black

Options:

Choose one of the following:

1. Standard (IP56)
2. Built-in PIR motion sensor (IP20) 09 only
3. Built-in battery backup (IP20) 09 only

Mounting:

Standard Rubi series can be surface mount and only for 09 can be also recessed and semi-recessed with options such as motion sensor, battery backup, are chosen.

Certification :

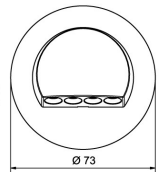
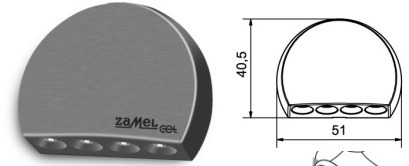
Conforms to ANSI/UL standard UL-2108
Certified to CAN/CSA standard 22.2-9.0

Power supply requirements:

Requires a 12VDC output power supply and can also operate with a 14VDC source for automotive or RV applications.

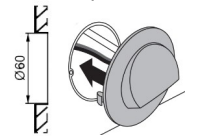
Leads, connectors and power supply are supplied separately.

* RGB external controller needed sold separately.

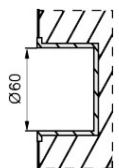
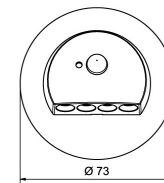


09 Standard

1. surface with 3M
2. with clip



09 PIR motion sensor



Ordering Matrix / Specification

Model	Type	Installation	Voltage	Function(s)	Finish color	Color
NTWL	-	-	1 (12volts)	-	-	-
	08= Rubi	1- Surface		1- Standard	1- Aluminium	1- White
	09= Rubi (with round plate)	2- Semi-recessed		2- Built-in PIR motion sensor	2- Stainless steel	2- Warm white
				3- Built-in battery backup	3- Graphite	3- Red
					4- Old gold	4- Green
					5- White	5- Blue
					6- Black	6- RGB

* For led controller ask factory



Natech Industrie

3154 boulevard Industriel, Laval, QC, H7L 4P7 T: (450) 629-1169, F: (450) 629-1168, www.natechlighting.com, info@natechlighting.com

This specification is valid as of 2019-08 and is subject to change without notice. Please confirm with the manufacturer before placing an order. Copyright 2014 Natech Industrie. All rights reserved.