

Project :	Date :
Cat. No. :	Type :
Notes :	Volts :



NTALB-49R







Aluminum profile



PC semi-clear cover
PC diffused cover




End cap without hole



Mounting clip(metal)

Steps of Installation

1. Stick the LED strips



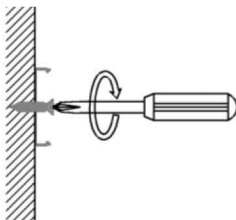
2. Slide the diffused cover into the profile



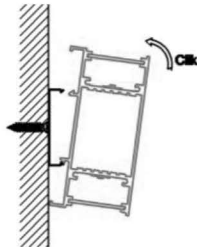
3. Fix the end caps with screws



4. Mounting the clips with screws



5. Mounting the fixture with clips



6. Installation completed

