

Project :

Date :

Cat No. :

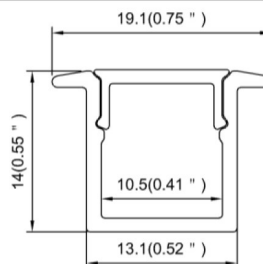
Type :

Notes :

Volts :



Dimension




End Cap Without Hole(ABS)


End Cap With Hole(ABS)

Steps of Installation

1. Stick the led strips



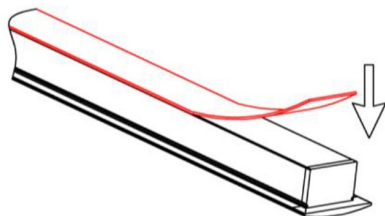
2. Click the diffused cover



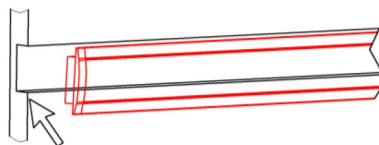
3. Click the end caps



4. Stick the tape on the back of fixture



5. Install the fixture on the wall



6. Installation completed

