

Project :


Date :

Cat No. :

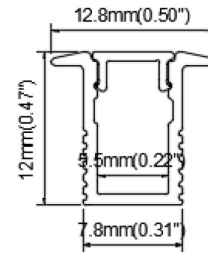
Type :

Notes :

Volts :



Dimension

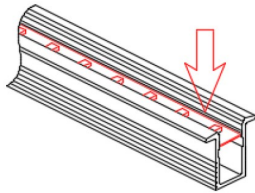


End Cap with hole

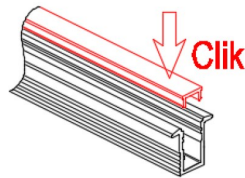


End Cap without hole

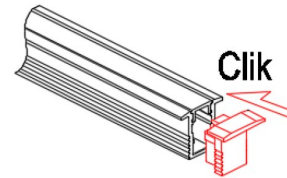
1. Stick the LED strip




2. Press the cover



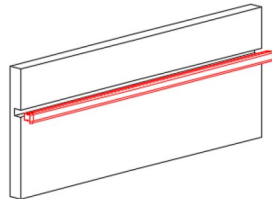
3. Insert the end cap



4. Stick the tape on the back of the profile



5. Install the profile on the groove



6. Installation completed

