

Project :

Date :

Cat No. :


Type :

Notes :

Volts :



Dimension



End Cap (metal)

Steps of Installation


1. Drill the hole for mounting & wiring




2. Drill the threaded hole for M5



3. Stick the led strips



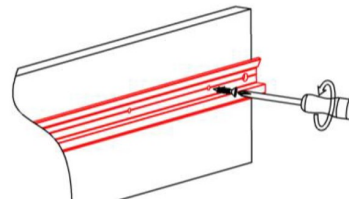
4. Click the diffused cover



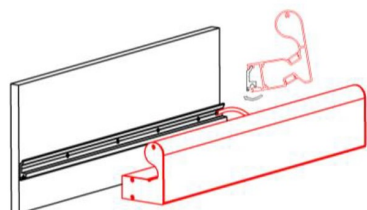
5. Fix the end caps with screws



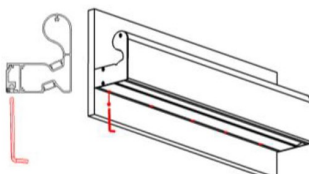
6. Mounting the profile B on the wall



7. Click the profile A to match the profile B



8. Lock the screws tightly with tool



9. Installation completed .

