

Project :


Date :

Cat No. :

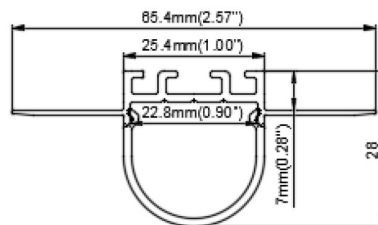
Type :

Notes :

Volts :



Dimension

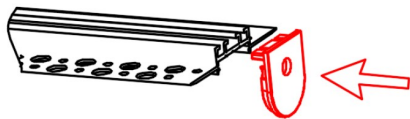


End Cap With Hole(ABS)

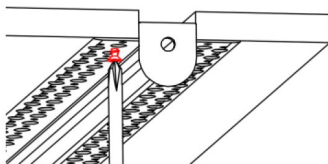
End Cap Without Hole(ABS)

Steps of Installation

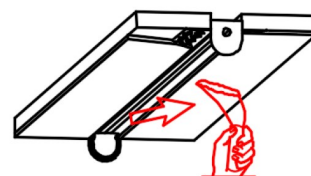
1. Click the end caps



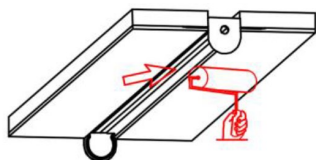
2. Mounting the profile to the drywall



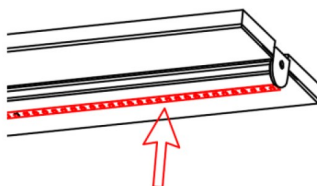
3. Plaster on the fixture & drywall



4. Painting on the fixture & drywall



5. Stick the LED strip



6. Click the diffused cover



7. Installation completed

