

Project :	Date :
Cat no. :	Type :
Notes :	Volts :

Description:

The **NTALB-T60/T100** LED bars design provide a unique linear lighting solution combining style, performance and durability while reducing constructions and operating costs through installation time, energy savings and maintenance free application.

Housing:

The **NTALB-T60/T100** are a high precision extruded anodized aluminum that can accept a LED linear source from normal to high power.

Lens:

Precision fit extruded polycarbonate snap-in 180° diffusing lens available in:

PC white polycarbonate

Lens controls glare while hiding the LED's.

Mounting:

Mounts directly on the surface

FC Fixed clips (set of 4)

CS Suspension cable
2 meter length (set of 2)

Application/Installation:

Consult factory for damp application or splash area using our silicone jacketed IP67 sources. **(WP)**

Voltage:

12 VDC
24 VDC

Electrical and Electronics:


High quality diodes tested (LM80) and certified life cycle for 60,000 hours (L80).

All certified electrical and electronic components have been re-tested over the years for compatibility within products and for specific applications. All products exceed current standards.

Power supply not included, consult factory. Consult the LED specification sheet for the appropriate optional dimmers and controls combination for your project.

Homologation:

Conforms to ANSI/UL standard UL-2108
Certified to CAN/CSA standard 22.2-9.0

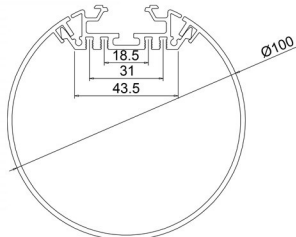
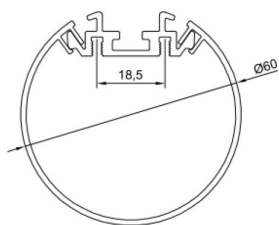


Application/Installation:

The **NTALB-T60/T100** LED bars be installed, for up or down applications or combined in multidirectional applications, even combining up-down lighting with different light ratios.

Ordering Matrix / Specification

Model	Bar	Length	Lens	Mounting	LED**	Color	Volts
NTALB	T60 Ø60mm	1000 mm 2000 mm XX mm*	PC polycarbonate	FC Fixed Clips CS Suspension Cable *	UT30 UT30 WP UT60 UT60 WP UT120 UT120 WP UT120 RGB+WH	VWW (2400K) WW (2700,3000,3500K) NW (4100K) WH (5000K) R (Red)*** B (Blue)*** G (Green)*** A (Amber)***	12VDC 24VDC
	T100 Ø100mm						
					HP30 HP30WP HP120 HP120WP	VWW (2400K) WW (3000K) NW (4100K) WH (5000K) R (Red)*** B (Blue)*** G (Green)*** A (Amber)***	
					UT39K CCT	(2700-6500K)****	
					RGB 150 RGB 150 WP	** Consult the LED linear source and driver data sheets for available wattages and characteristics.	
					RGB 300 RGB 300 WP	*** Consult Factory	
					RGB 600 RGB 600 WP	**** Color Correction	



Natech Industrie

1995 Francis Hughes, Laval H7S 2G2 T: (450) 629-1169, F: (450) 629-1168, www.natechlighting.com, service@natechlighting.com

This specification is valid as of 2022-09 and is subject to change without notice. Please confirm with the manufacturer before placing an order.
Copyright 2014 Natech Industrie. All rights reserved.