

Project :	Date :
Cat. No :	Type :
Notes :	Volts :

**Description:**

The **NTALB-14** LED bar design provides a unique linear lighting solution combining style, performance and durability while reducing constructions and operating costs through installation time, energy savings and maintenance free application.

**Housing:**

The **NTALB-14** is a high precision extruded anodized aluminum that can accept a LED linear source from normal to high power.

**Lens:**

Precision fit extruded acrylic snap-in slightly rounded diffusing lens available in:

- FR** Frosted
- OP** Opal (white)
- BK** Black PC

**Mounting:**

Mounts directly on the surface or within a recessed section

- FC** Fixed clips (set of 2)

**Application/Installation:**

The **NTALB-14** LED bar can be installed for up, or down applications or combined in multidirectional applications, even combining up-down lighting. Consult factory for damp application or splash area using our silicone jacketed IP67 sources. (**WP**)

**Voltage:**

- 12 VDC
- 24 VDC

**Electrical and Electronics:**

High quality diodes tested (LM80) and certified life cycle for 60,000 hours (L80).

All certified electrical and electronic components have been re-tested over the years for compatibility within products and for specific applications. All products exceed current standards.

Power supply not included, consult factory. Consult the LED specification sheet for the appropriate optional dimmers and controls combination for your project.

**Homologation:**


Conforms to ANSI/UL standard UL-2108  
Certified to CAN/CSA standard 22.2-9.0



**NTALB14 - FR**




**NTALB14 - OP**



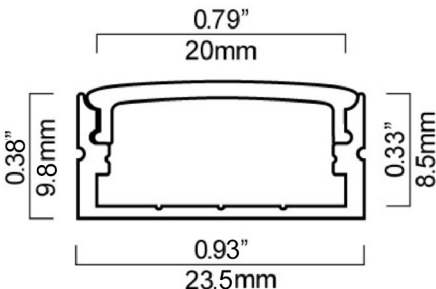
**NTALB14 - End Caps**

**NTALB14-BK**



**Ordering Matrix / Specification**

Model	Bar	Length	Lens	Mounting	LED**	Color	Volts
<b>NTALB</b>	<b>14</b>						
	14 (aluminium) 14BK (black)	1000 mm 2000 mm XX mm*	FR Frosted OP Opal BK Black PC	FC Fixed Clips	<b>UT30</b> (4.6W/M 450LM) <b>UT30 WP</b> <b>UT60</b> (10W/M 896LM) <b>UT60 WP</b> <b>UT120</b> (20W/M 1790LM) <b>UT120 WP</b> <b>UT120 RGB+WH</b> (19.2W/M)	<b>VWW</b> (2400K) <b>WW</b> (2700,3000,3500K) <b>NW</b> (4100K) <b>WH</b> (5000K) <b>R</b> (Red)*** <b>B</b> (Blue)*** <b>G</b> (Green)*** <b>A</b> (Amber)***	<b>12VDC</b> <b>24VDC</b>
		* Consult factory for special lengths.			<b>HP30</b> (14.5W/M 1279LM) <b>HP30WP</b> <b>HP60</b> (10W/M 1070LM)	<b>WW</b> (3000K) <b>NW</b> (4100K) <b>WH</b> (5000K)	
					<b>HP7.2</b> (7.2W/M 1008LM) <b>HP10</b> (10W/M 1450LM) <b>HP120</b> (19.2W/M 1600LM) <b>HP120WP</b> <b>VHP64</b> (22W/M 3437LM)	<b>WW</b> (3000K) <b>NW</b> (4100K) <b>WH</b> (5000K)	<b>24VDC</b>
					<b>UT39K</b> (20W/M 790-830LM) <b>CCT</b> (Blanc)	(2700-6500K)****	
					<b>RGB 150</b> (7.2W/M) <b>RGB 150 WP</b>	** Consult the LED linear source and driver data sheets for available wattages and characteristics.	
					<b>RGB 300</b> (14.4W/M) <b>RGB 300 WP</b>	*** Consult Factory	
					<b>RGBW192</b> (15.3W/M 343LM) <b>RGBW192 WP</b>	**** Color Correction	



**Natech Industrie**

1995 Francis Hughes, Laval H7S 2G2 T: (450) 629-1169, F: (450) 629-1168, www.natechlighting.com, service@natechlighting.com

This specification is valid as of 2022-09 and is subject to change without notice. Please confirm with the manufacturer before placing an order. Copyright 2014 Natech Industrie. All rights reserved.